

How to Track your Student's Bus using MyStop

Retrieve MyStop Log-in information from Portal:

1. Log on to portal
2. Select your specific student from the drop down list on the top of the page (fig. 1)
3. Once in your student, click on reports (fig. 2)
4. Click on Bussing Information (fig. 3)

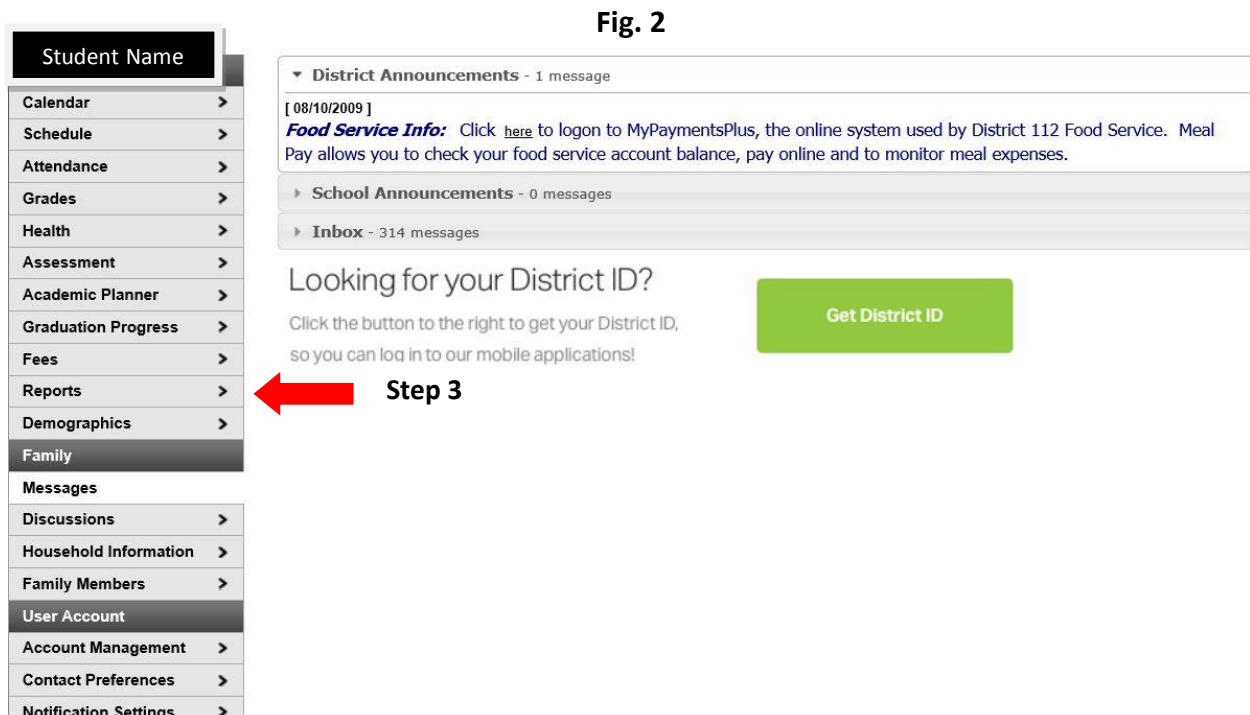
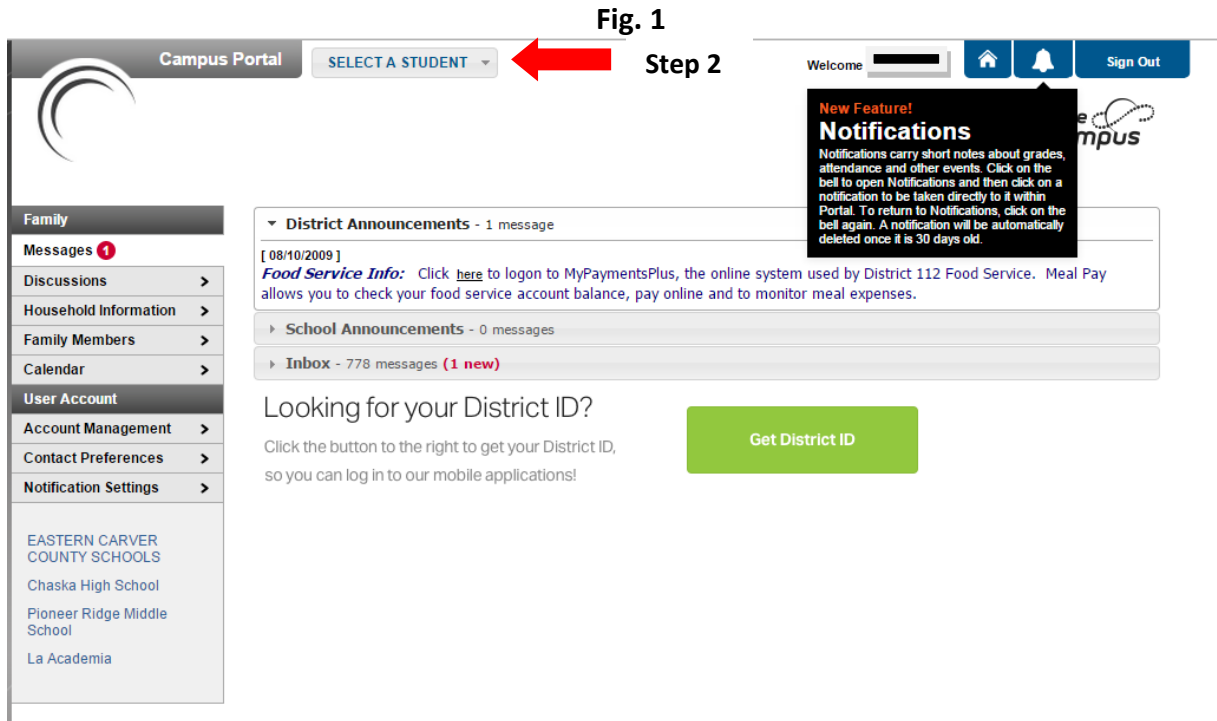


Fig. 3

Student Name

- Calendar >
- Schedule >
- Attendance >
- Grades >
- Health >
- Assessment >
- Academic Planner >
- Graduation Progress >
- Fees >
- Reports**
- Demographics >
- Family**
- Messages >
- Discussions >
- Household Information >
- Family Members >
- User Account**
- Account Management >
- Contact Preferences >
- Notification Settings >

Reports

- Student Schedule
- Missing Assignments
- Progress Report**
- Library Checkout Status
- Bussing Information** ← **Step 4**
- Printing Account Balance
- Proficiency reports
- Student Resources
- Documents to Approve
- Schedule with locker info
- Portal Unofficial Transcript

Reports on this page require the Adobe Acrobat Reader (free).

Log-in to MyStop

1. Retrieve Username and Password from bottom of bussing information page (Fig. 4, step 1)
2. Click on MyStop link (Fig 4., step 2)
3. Log-in to MyStop (Fig. 5)

Fig. 4

Busing Information
Students should be at their bus stop five minutes before the established time.

| | | |
|-----------------------------|---|--|
| Monday | <p>PickUp Bus #42 Arrives at: 7:45AM Stops at: _____</p> | <p>DropOff Bus #42 Arrives at: 3:12PM Stops at: _____</p> |
| Tuesday | <p>PickUp Bus #42 Arrives at: 7:45AM Stops at: _____</p> | <p>DropOff Bus #42 Arrives at: 3:12PM Stops at: _____</p> |
| Wednesday (Today) | <p>PickUp Bus #42 Arrives at: 7:45AM Stops at: _____</p> | <p>DropOff Bus #42 Arrives at: 3:12PM Stops at: _____</p> |
| Thursday | <p>PickUp Bus #42 Arrives at: 7:45AM Stops at: _____</p> | <p>DropOff Bus #42 Arrives at: 3:12PM Stops at: _____</p> |
| Friday | <p>PickUp Bus #42 Arrives at: 7:45AM Stops at: _____</p> | <p>DropOff Bus #42 Arrives at: 3:12PM Stops at: _____</p> |

Transportation Request Forms:
[Link to forms](#)

MyStop Access

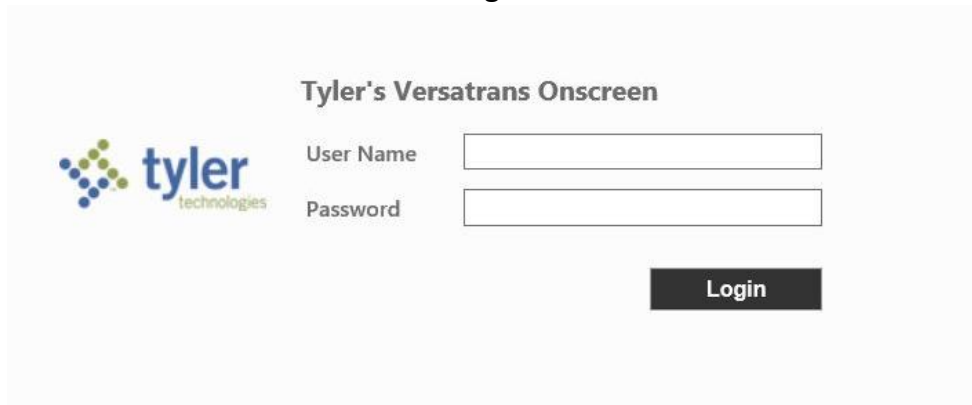
You can view details about the arrival of your bus with MyStop at <http://mystop.district112.org/> ← **Step 2**

Your MyStop username and password are:

| | | |
|-----------------|-----------------|-------------------------|
| Username | Password | For bus route to |
| _____ | _____ | _____ |

Step 1 →

Fig. 5



In MyStop

1. Once you are in MyStop, you can track your other students by selecting them from the drop down list (Fig. 6)
2. Only active bus routes will be displayed (if your student is not currently on the bus, only the map will display)

Fig. 6

