

Chromebook 101


Using Digital Resources



Agenda

- Websites - Planner, ThinkCentral, Helpful Links
- Evening Routine
- Chromebook 'Rules'
- Helpful Hints at Home
- Google Apps For Education
 - Drive
 - Classroom
 - Extensions/Apps
 - Badge Wall

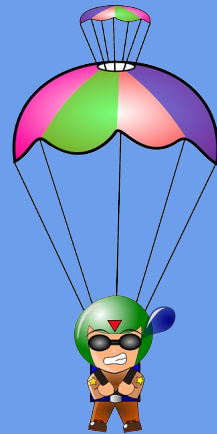
I showed my 12 year old son an old floppy disk...



He said "Wow...Cool! You 3D printed the Save icon!"

Websites - Landing Page

- Planner
 - Check them every day
 - Email the subject-appropriate teacher for help
- Think Central - student view
 - tests and assignments
 - find grades
 - same password as Chromebooks
- Other Links



Student Evening Routine

1. Pull out the paper calendar for a signature.
2. Open their chromebook to show their google calendar/planner.
3. Do homework and show their parent it's done.
4. Parent initials the paper calendar when they have seen all these things.
5. Charge the chromebook (same place, safe place) every night



Chromebook Rules

Students have been taught the following:

1. Chromebooks are for LEARNING and HOMEWORK first and foremost.
2. They should keep their chromebooks in communal spaces (kitchen, living room, study room, etc.). We recommend that chromebooks are NOT in bedrooms, even to charge. That helps students make safe choices on their machines!
3. Games and apps are up to the parents to choose, AFTER the student is done with their chromebook for their learning for the night.

***parents are at liberty to change these if they wish

Helpful Hints for Home

<http://connexion.district112.org/>

Some basic guidelines for use at home:

- keep devices in family spaces
- charge devices in the same spot every night
- never allow devices in bedrooms or private locations
- establish limits and expectations for screen time
- frequently ask your child to share their digital work with you



Helpful Hints at Home

Some steps to help protect children while online:


- monitor children while they are using the internet
- use apps and/or extensions that have been promoted by the teachers/school
- use websites and activities assigned by the teachers
- home internet filter

Balance at School

We use a variety of tools and methods while teaching - the Chromebook is just one of the tools that we use.

Balance at Home

We encourage balance at home also - limiting screen time, play outdoors, puzzles, musical instruments, athletics, etc.




Google Apps for Education

Google Classroom

- Stream & About
- Assignments
- Create Docs or Edit

Google Drive

- Creating Docs, Slides, etc.
- Navigation
- Tools



Google Apps for Education

Google Extensions/Apps

- Expectations
- How to add
- How to remove

Google/Chromebook Badge Wall

- Students
- Parents (if they have a Google Account)

Thanks for coming!!

